

# Military and Government Collection

by David Wilson

## What is the Military and Government Collection?

The Military and Government Collection connects TexShare users to nearly 400 full-text periodicals, peer-reviewed journals, and government publications. The database includes news, pamphlets, press releases, and scholarly articles highlighting issues relevant to all branches of the armed forces and departments of the U.S government.

Defense and foreign policy periodicals are well represented, as are technology and engineering publications. The Military and Government Collection also provides full-text access to a number of national newspapers and consumer magazines, as well as abstracts of an additional 250 titles not available in full-text form.

## What kinds of publications are available?

<b>Peer-Reviewed Journals</b> <ul style="list-style-type: none"><li>• Civil Engineering</li><li>• Foreign Affairs</li><li>• Military Medicine</li><li>• Journal of Aerospace Engineering</li><li>• Journal of Electronic Defense</li><li>• Journal of Cold War Studies</li><li>• Political Science Quarterly</li><li>• Space Policy</li></ul>	<b>Periodicals</b> <ul style="list-style-type: none"><li>• Air Force Magazine</li><li>• Army Reserve Magazine</li><li>• Army Times</li><li>• Congress Daily</li><li>• Federal Times</li><li>• Marines</li><li>• Naval Forces</li><li>• United Nations Chronicle</li></ul>
<b>Government Publications</b> <ul style="list-style-type: none"><li>• FBI Law Enforcement Bulletin</li><li>• Press Releases, Speeches, and Addresses (Miscellaneous)</li><li>• U.S. Department of State Dispatches</li><li>• Weekly Compilation of Presidential Documents</li></ul>	<b>Consumer Periodicals</b> <ul style="list-style-type: none"><li>• National Review</li><li>• New Republic</li><li>• Scientific American</li><li>• Time</li><li>• U.S. News and World Report</li></ul>

## How do I search the Military and Government Collection?

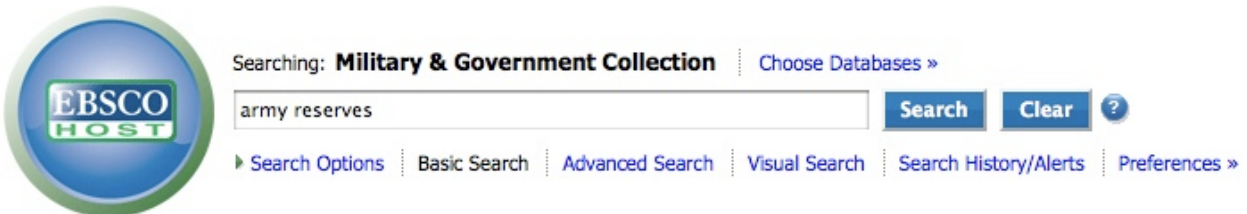
### Basic search

First, try a **Basic Search**. This will be the default search type when you log in to the database. Sometimes a simple keyword search will bring you fast results. A basic keyword search in the Military and Government Collection will attempt to locate your terms within any and all of the following categories: authors, subjects, keywords, titles, and abstracts.

1. Enter a keyword or series of keywords in the search box.
2. Click Search.

## Example:

If you're looking for articles about the Army Reserves, try a basic keyword search.



If your search returns too many matches, you'll probably need to refine your search. In this way, you'll zero in on just the information you need.

My search of the term "army reserves" returned 3096 results—far too many to be of much use.



## Refining Your Search:

### Try refining your search by adding keywords and Boolean operators.

The Military and Government Collection allows you to use Boolean operators such as AND, OR, and NOT to limit or expand your keyword searches.

In my case, I realize that I'm not interested in looking at every article about the Army Reserves. I want to know what's going on in Texas.

- Try a *Basic Search* of "army reserves" AND "Texas"



Searching: **Military & Government Collection** Choose Databases »

army reserves AND texas

Search

Clear



Search Options Basic Search Advanced Search Visual Search Search History/Alerts Preferences »

Much better this time. Now the database returns 29 results.

All Results: 1-10 of 29 Page: 1 2 3 Next Sort by: Date Add (1-10)

Results for: army reserves AND texas Alert / Save / Share »

Search Results: Boolean/Phrase

1. [Around the Army.](#)  
*Army Times*, 2/16/2009, Vol. 69 Issue 31, p7-7, 3/4p, 1 diagram, 1 color; (AN 36828085)  
[Add to folder](#)

In fact, after browsing through these articles, I may decide that I need to expand my search once more.

### Select the "Search Options" feature to limit or expand your initial search.

- Click the Search Options link underneath the search box.
- Set your conditions by checking the appropriate boxes.

Search Options Reset

Search modes ?

- Boolean/Phrase
- Find all my search terms
- Find any of my search terms
- SmartText Searching [Hint](#)

Apply related words

Also search within the full text of the articles

Limit your results

Full Text

Publication

Number Of Pages All

Scholarly (Peer Reviewed) Journals

Published Date from Month Year to Month Year

Image Quick View

Image Quick View Types

- Black and White Photograph
- Color Photograph
- Diagram
- Illustration
- Chart
- Graph
- Map

- **Limit** your search to full-text documents, for example, or only to articles that are from peer-reviewed journals or from a particular publication. You can also limit your search by publication date range, by number of pages, or to documents with certain types of images.
- **Expand** your search by instructing the database to "apply related words" or to "search within the full text of the articles," rather than default search fields alone.
- Click **Search** once again.

Are your results better or worse? There's always an element of trial and error involved in database searching. Learn to be flexible. When one strategy takes you in the wrong direction, back up and try something else.

## Advanced Search

If you'd like to exercise more control over your search, The Military and Government Collection offers a wide range of **Advanced Search** features.

Maybe you're looking for works by a particular *author*, for example. Or perhaps you'd like to search *subject* fields alone. You may even apply several different conditions simultaneously.

Searching: **Military & Government Collection** | [Choose Databases >](#)

funk, deborah	in	AU Author	<a href="#">Search</a>	<a href="#">Clear</a>	<a href="#">?</a>
and	benefits	in	SU Subject Terms		
not	veterans	in	Select a Field (optional)	<a href="#">Add Row</a>	

[Basic Search](#) | [Advanced Search](#) | [Visual Search](#) | [Search History/Alerts](#) | [Preferences >](#)

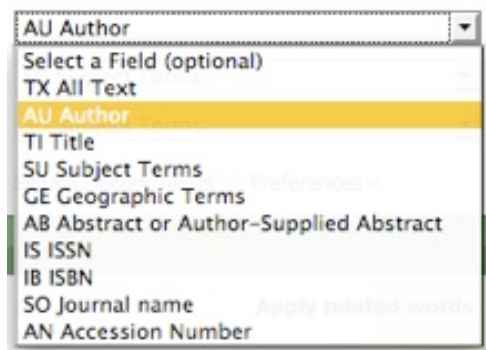
The *Advanced Search* feature allows you to enter strings of keywords into three distinct search fields at the same time.

1. Select the **Advanced Search** tab.
2. Enter your first set of search terms in the topmost field.

In the example above, I'm confining my search to articles by a particular author. Her name becomes my first set of keywords.

Now I have to let the database know that I'd like to search by author's name.

3. Use the dropdown menu to choose the search field you'd like to pinpoint:



4. Now type additional search terms into any of the remaining search fields.
5. An additional series of dropdown menus allows you to separate each element of your query with Boolean operators AND, OR, and NOT.



I'm looking for articles this author has written on the subject of *employment benefits* for military personnel.

- First, I add the term “*benefits*” and direct the database to search the field “*SU Subject Terms.*”
- Now I separate my two search fields with the “*and*” operator, so that the database only retrieves articles that satisfy both conditions: articles by “Deborah Funk” that are also about “*benefits.*”

For now, I'd like to read about the issue as it relates to active duty personnel, and *not* veterans.

- I select “*not*” from the dropdown menu and enter a third keyword, “*veterans,*” which I confine to the “*Default Fields.*”

The Military and Government Collection returns 18 articles by this author, including two recent articles in *Army Times* and *Navy Times* I've been trying to locate.

## Other Features of the Database:

### Subjects Authority File

You may be able to conduct more effective searches by consulting the Military and Government Collection's subject authority file. .

- Click the Subjects link at the top of the screen.
- Enter a keyword and choose whether you'd like to search for your term alphabetically or by relevancy. Click Browse.
- The database will alert you of the preferred term, and will also provide a list of broader and narrower terms to help you further refine your subject searches.

The screenshot shows the 'Subjects' section of a database interface. At the top, there is a green header with the word 'Subjects'. Below it, the text reads 'Browsing: Military & Government Collection -- Subjects'. A search box contains the word 'proliferation', and a blue 'Browse' button is to its right. Below the search box, there are two radio buttons: 'Alphabetical' (which is selected) and 'Relevancy Ranked'. Below that, there are links for 'Page: Previous | Next'. A grey bar contains the text 'Select one or more items and click' and a blue 'Search' button. Below this bar, there are two search results, each with a checkbox on the left. The first result is 'PROLIFERATION of Advanced Weaponry, The (Book)' with 'Results = 1' below it. The second result is 'PROLIFERATION of arms' with 'Use: ARMS race' below it.

Learn the database's preferred term for the concept you'd like to locate, and you'll often get better results.

### Publications Authority File

You can also access a complete list of every publication included in the database.

- Click the **Publications** link at the top of the screen.
- Browse this list in alphabetical order, or enter a subject keyword in the search box for a list of titles that match your description.

### Putting it all together

- Enter the terms and titles you locate in the *Subject* and *Publication Authority Files* as additional *Advanced Search* terms.
- Keep track of the different *Advanced Search* strategies you employ by clicking the **Search History/Alerts** tab. You'll see a numbered display



of each search you conducted, with a direct link to the results page generated.

**Search History/Alerts**

[Print Search History](#) | [Retrieve Searches](#) | [Retrieve Alerts](#) | [Save Searches / Alerts](#)

Select / deselect all    **Search with AND**    **Search with OR**    **Refresh Search Results**

**Delete Searches**

	Search ID#	Search Terms	Search Options	Actions
<input type="checkbox"/>	S3	 AU funk, deborah and SU benefits not veterans	<b>Search modes</b> - Find all my search terms	<a href="#">View Results</a> (18) <a href="#">Revise Search</a> <a href="#">View Details</a>
<input type="checkbox"/>	S2	 army reserves AND texas	<b>Search modes</b> - Boolean/Phrase	<a href="#">Rerun</a> <a href="#">Revise Search</a> <a href="#">View Details</a>

This page was written by David Wilson in Spring 2006.  
 This page was revised by Jane Stimpson in Spring 2009.  
 INF 382S: Library Instruction and Information Literacy, taught by Dr. Loriene Roy  
 School of Information, The University of Texas at Austin